
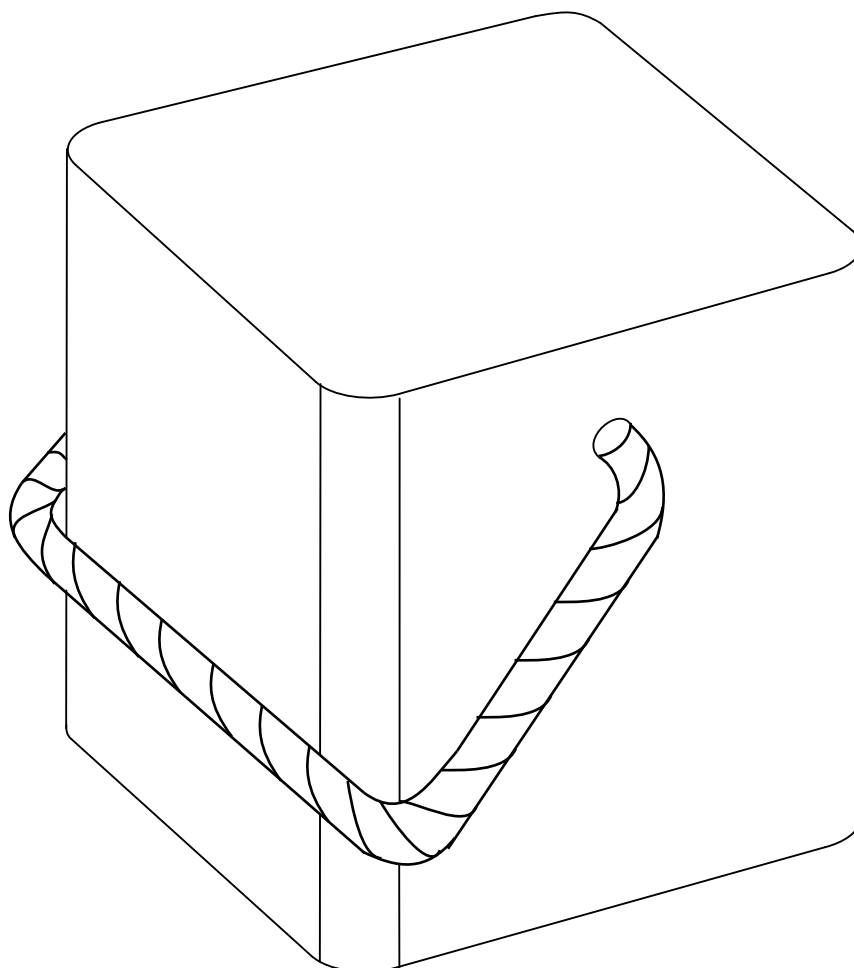


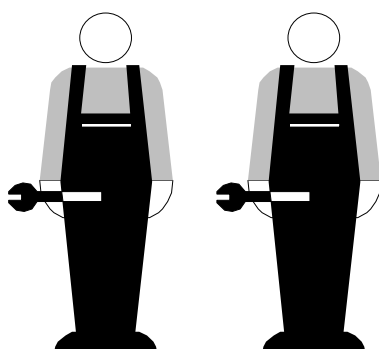
DL-09035WR STOOL WITH WHEELS AND ROPE

Dimensions : L40 x H45 x D40 cm

15.7"L x 17.7"H x 15.7"D



30 min



GENERAL COMMENTS

Read the instructions carefully before assembly.

Identify the different parts of the product. Group and check the hardware fittings.

Get the necessary tools and keep the area clear before you begin assembly.

The assembly should be carried out by a qualified person because wrong assembly may lead to that the furniture topples or falls resulting in personal injury or damage.

Proceed to assemble. Never force the fittings.

Re-tighten the screws after some time of usage.

Keep these assembly instructions for future reference. They could facilitate communication with your store or dealer, in the event of any query.

DISTINCTIVE FEATURES

The article that you have just acquired is hand-crafted.

It is made from lightened fibrous concrete (less than 2 tonnes per m³) reinforced with a steel frame structure. It is composed of natural materials (cement, sand, water, steel, and fibres), and is hand-made.

The pores, microfissures and possible variations in colour are inherent characteristics of the material used and evidence of handicraft, which give this furniture its unique appearance and charm. For these reasons, this article cannot be returned or exchanged.

MAINTENANCE AND CARE

Do not leave spills unattended.

Immediately clean colored stains (such as red wine, oil, tea and coffee) with a wet sponge and soap.

Never use abrasive products, strong acid detergents, bleaching agents, metal brushes, or high-pressure cleaners. Preferably use a soft clean dry cloth.

For good protection, apply wax or stone preserve products regularly.

Check the tightness of all screws and bolt connections regularly.

Shelter from the elements. During winter, we advise you to keep the article in a dry place after it has been cleaned, aired and dried. You could also cover it with a protective cover .



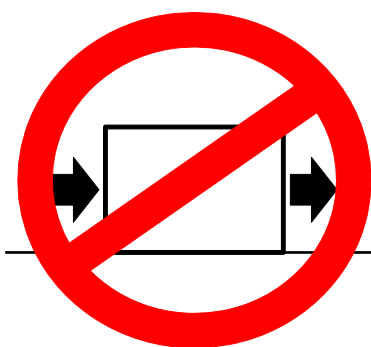
Do not stand



Do not kick
Do not knock or shake.

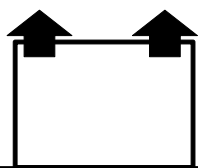


Do not throw objects
(e.g. keys, kitchen tools)




Never move your product by pushing or pulling it.
You may seriously damage it.

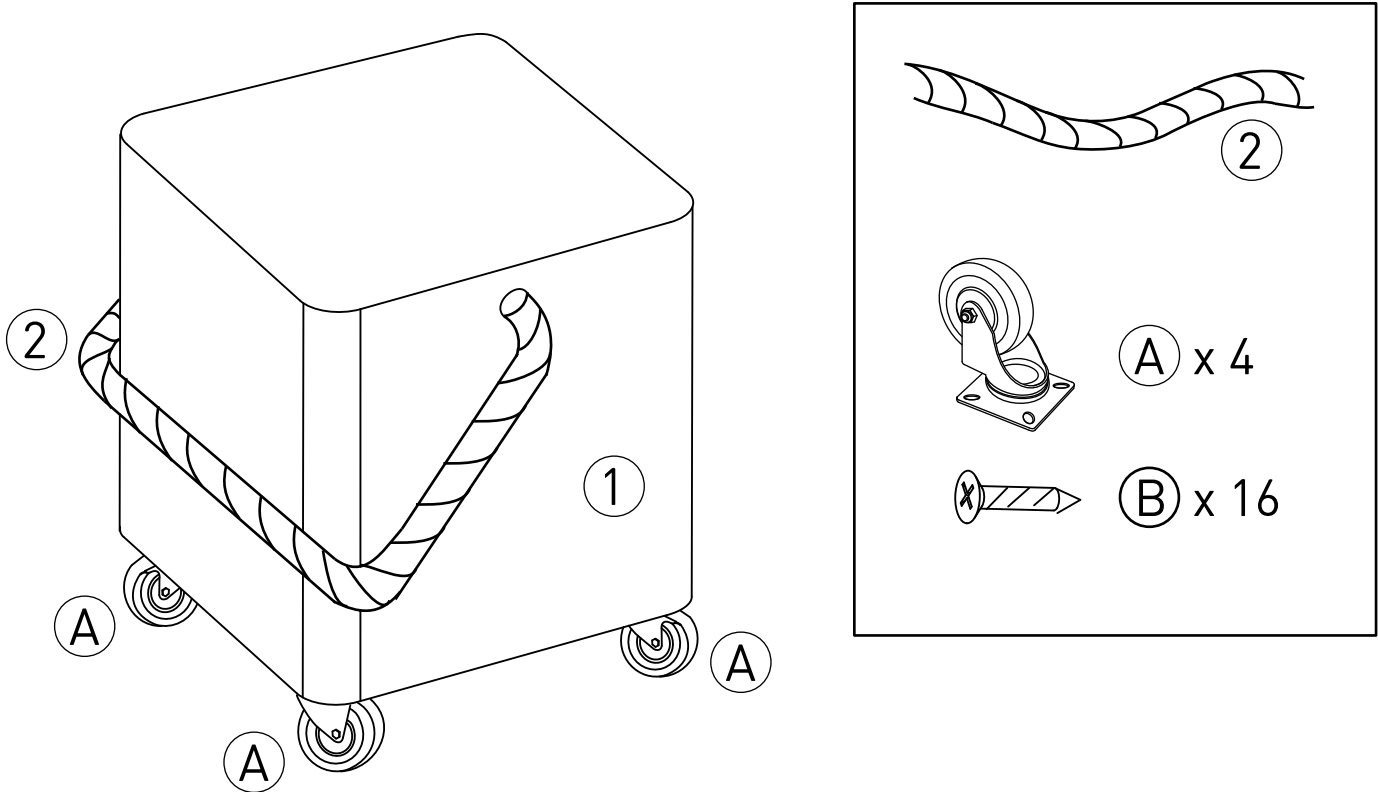
**THE PRODUCT SHOULD BE RAISED
FROM THE LARGE SIDE BY 2 PEOPLE**



Avoid all actions which could scratch or damage the concrete.
If needed to use abrasive objects such as ashtrays, dishes,
decoration items, bottles, etc. please use a placemat or a table cloth.

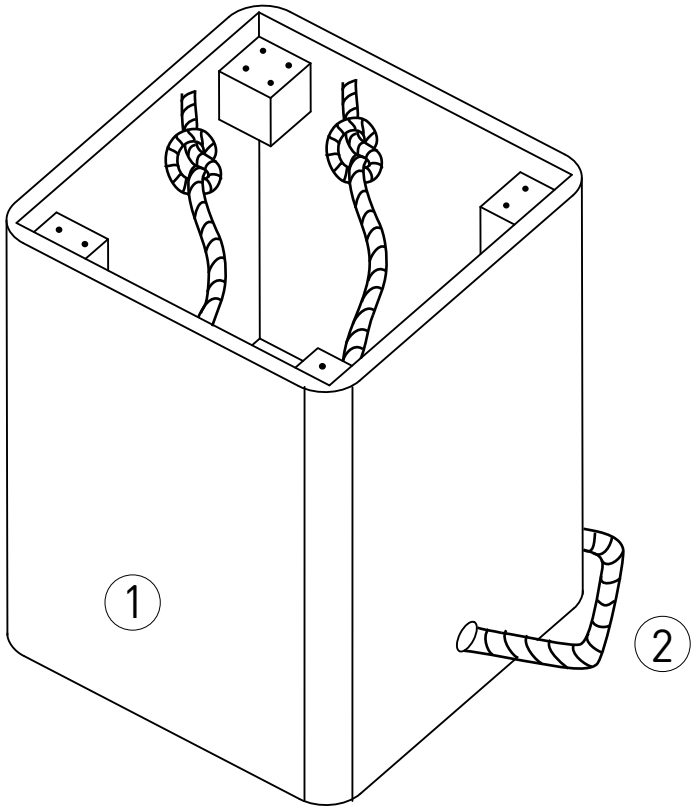
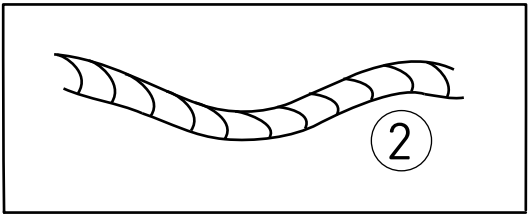


EXPLODED VIEW / HARDWARE

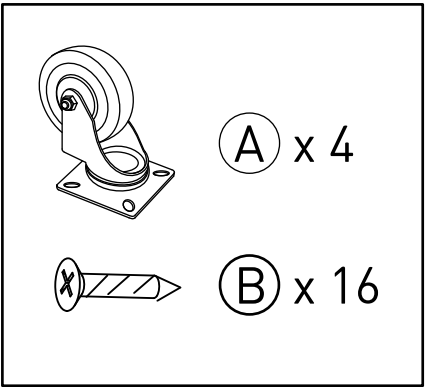
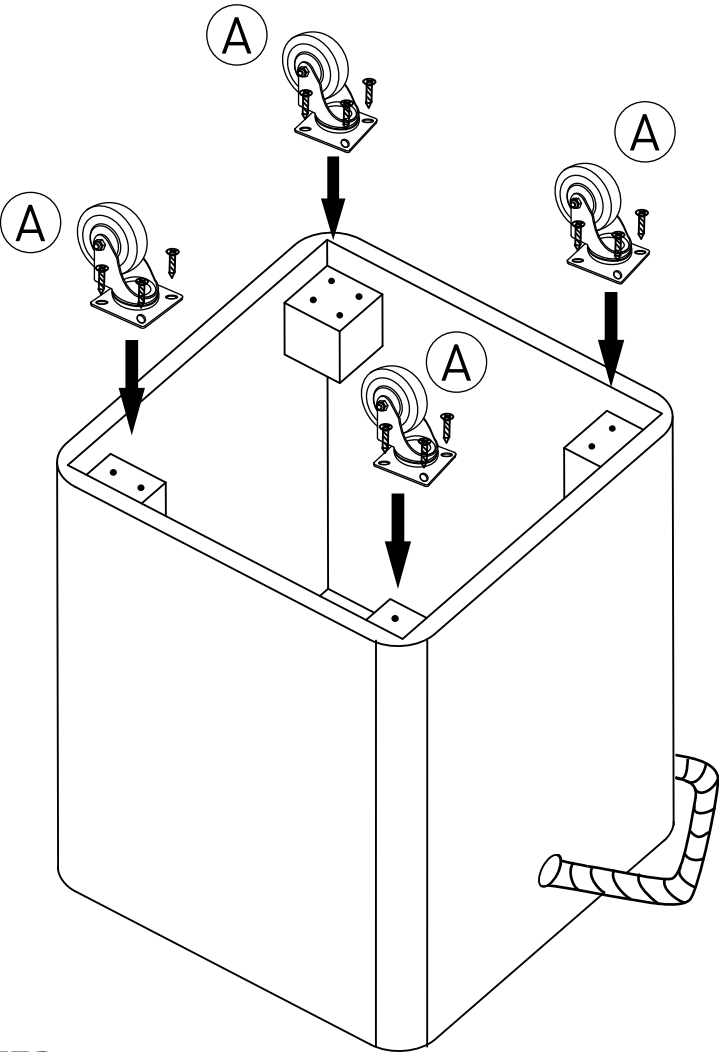


STEP #01

TO AVOID ANY RISK OF DAMAGE,
Before assembling your product,
put the cardboard you just removed
from the packing on the floor.
Then put the base on top of this cardboard.
You can then assemble the product.



STEP #02



LAST STEP

